

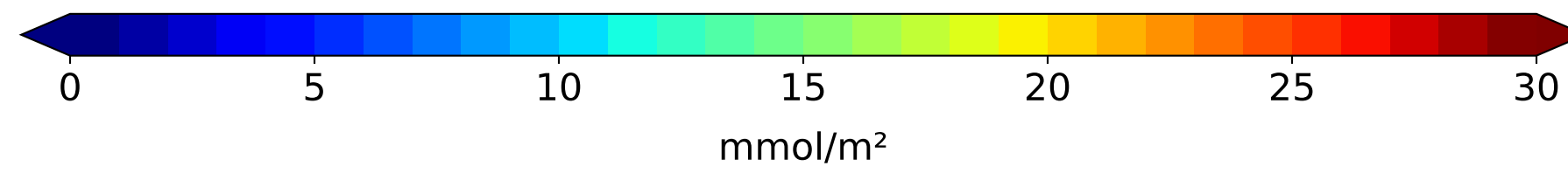
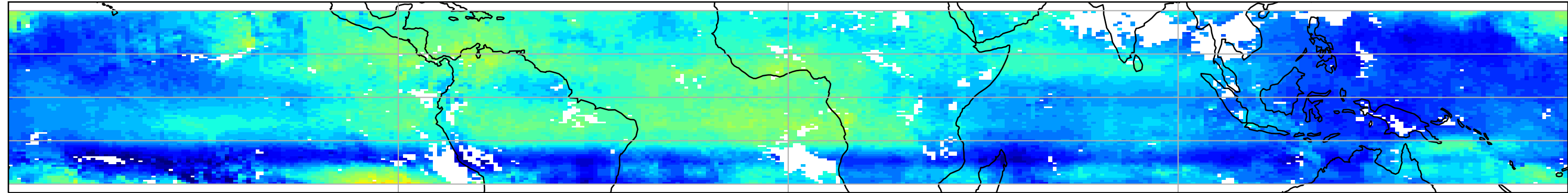
Tropospheric Ozone Column monitoring analysis

Date range: 2019-09-02 - 2019-09-05

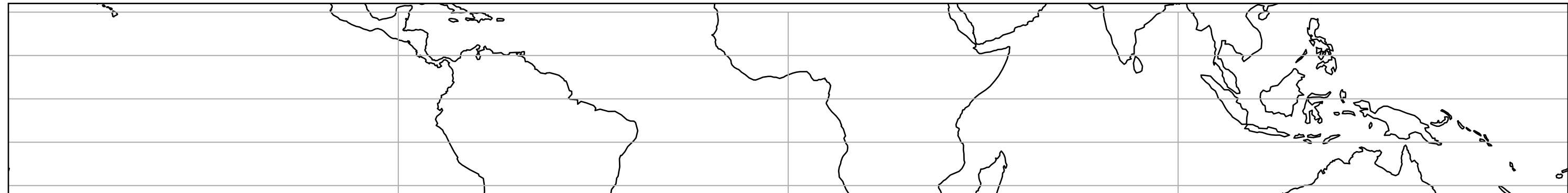
Statistics: tropospheric ozone column

Mean tropospheric ozone column	9.65 mmol/m ²
Median tropospheric ozone column	9.70 mmol/m ²
Minimum tropospheric ozone column	0.00 mmol/m ²
Maximum tropospheric ozone column	20.35 mmol/m ²
Standard deviation in tropospheric ozone columns	3.17 mmol/m ²
Mean standard deviation of tropospheric ozone columns	1.05 mmol/m ²

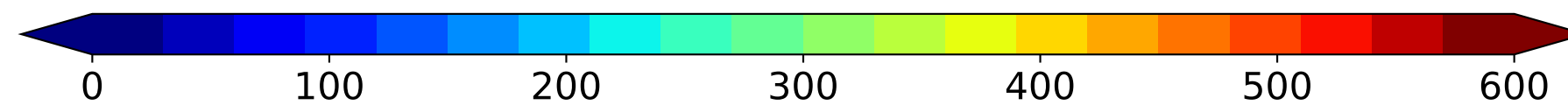
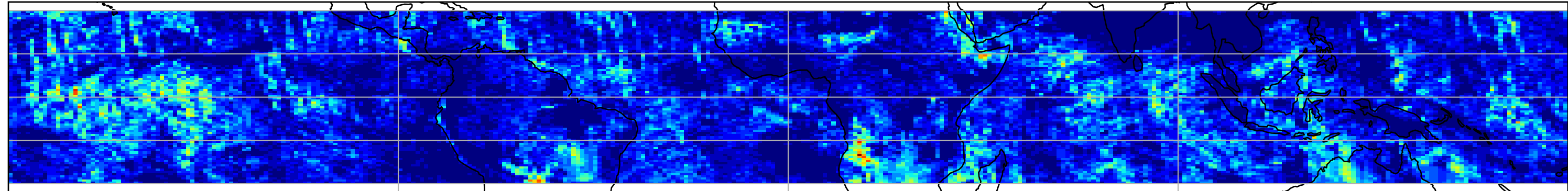
Tropospheric Ozone Column Density



Upper Tropospheric Ozone Mixing Ratio



number of observations in Tropospheric Ozone Column Density



number of observations in Upper Tropospheric Ozone Mixing Ratio

